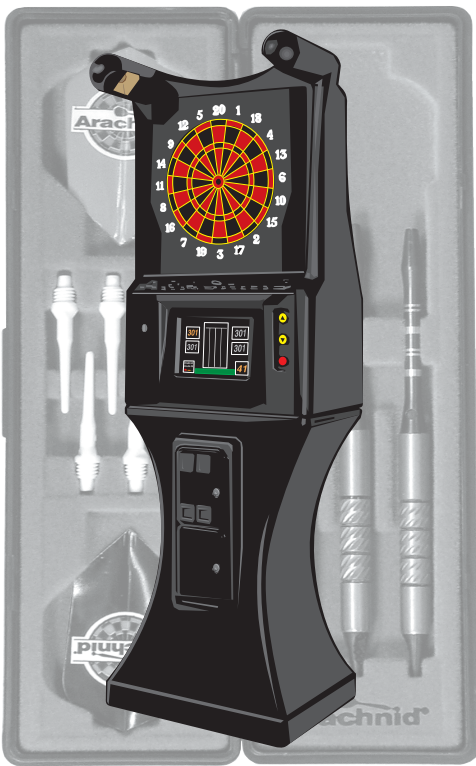
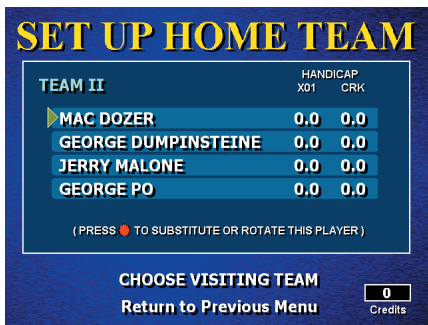


IT'S LEAGUE TIME



ARE YOU READY?

5. In Set UP Home Team, verify that the four regular players listed are going to be playing.



NOTE: If Home Team is OK, select "Choose Visiting Team" and verify that the four regular players listed are going to be playing.

If a substitution is needed or you want to rearrange shooting order see back of this card.

MOST IMPORTANTLY HAVE FUN!

PAPERLESS LEAGUES

1. At the Main Menu, Select "League Menu."



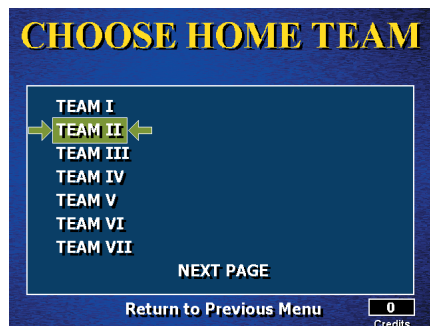
2. From the League Menu, Select "Play League."



3. From Choose League, Select your league from the list.

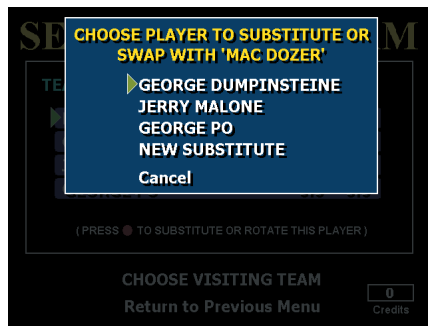


4. From Choose Home Team, the home team captain selects his/her team.



SUBSTITUTION & PLAYER ORDER

A. If a substitute is needed, select the player to be subbed out (PName page 4). If regular sub is available (PName below), select his/her name from the list. If not, select "New Substitute" and type in the subs name using the target as directed. The new player's name will replace PNAME in the Team List.



B. To swap player positions, highlight and select the player to move. Next highlight and select the player to go to the 1st player's position.

C. Repeat sets A & B for the Visiting Team.

7. When both teams are OK, select START MATCH. Game type and players that are up in the 1st game will be displayed. Put in the required coins for the game and select "START GAME." Repeat after each game until match is completed.

FORFEITS

If a match to be played is a "forfeit," select the team to be awarded the forfeit both as "HOME TEAM" and "VISITING TEAM." Answer "YES" to, "Is this match a forfeit?"

TEAM FEES OPTION

If "TEAM FEES" option is activated for your league, each team will be prompted to put their team fees into the machine upon completion of their respective team's setup.

